

## ■ Features

---





Extra functionality can be added to this application by acquiring and installing new Features. Features include custom Modules for managing content, Skins for enhancing the look and feel, and Language Packs for localizing the application for different cultures. In order to protect the integrity of your application, you should always obtain Features from a reliable source. The following Sites offer a wide range of Features to enhance your application.







Site:  [Go](#)






## ■ Installed Modules










---







This application contains an Update Service which displays an icon when a new version of a Module is available. Clicking the icon will redirect you to a location where you will be able to acquire the Module for immediate installation. Please note that the Update Service only applies to Modules which demonstrate a measurable level of quality criteria.









Module Name	Description	Version	Upgrade Available?
 [Skin Objects]	Skin Objects are User Controls which can be used to provide custom functionality to your Skin files.		
 Account Login	Allows users to login to the portal.	01.00.00	
 Announcements	This module renders a list of announcements. Each announcement includes title, text and a "read more" link.	03.03.05	
 Banners	Banner advertising is managed through the Vendors module in the Admin tab. You can select the number of banners to display as well as the banner type.	01.00.00	









	BizModules - TopComments	TopComments is a satellite module for Ultra Photo Gallery 2.x, if allows you to display recently posted comments or highest reated comments in one of your gallery . Powered by <a href="http://BizModules.net">BizModules.net</a>	01.00.02
	BizModules - TopPhotos	TopPhotos is a satellite module for Ultra Photo Gallery 2.x, if allows you to display recently added photos or highest reated photos in one of your gallery . Powered by <a href="http://BizModules.net">BizModules.net</a>	01.00.01
	BizModules - UltraPhotoGallery	Ultra Photo Gallery is the best flash module you've ever seen! you can create unlimited albums and photos into a single gallery and display them via flash SWF with an excellent user interface . Powered by <a href="http://BizModules.net">BizModules.net</a>	02.05.07
	BizModules - UPGImporter	UPGImporter is a tool designed for Ultra Photo Gallery, which enables you to import albums or photos from somewhere . Powered by <a href="http://BizModules.net">BizModules.net</a>	02.05.00
	Blog	Blog Module for DNN 3.X	03.02.00
	Contacts	This module renders contact information for a group of people, for example a project team. Contacts includes an edit	03.01.00








		Contacts includes an edit page, which allows authorized users to edit the Contacts data stored in the database.	
	Content Approval	The Content Manager allows you to manage web content workflow, as well as control versioning of the content updated.	02.02.00
	Content Manager	The Content Manager allows you to manage web content workflow, as well as control versioning of the content updated.	03.00.00
	Discussions	This module renders a group of message threads on a specific topic. Discussion includes a Read/Reply Message page, which allows authorized users to reply to existing messages or add a new message thread. The data for Discussion is stored in the SQL database.	03.01.00
	DNNStuff - Aggregator	Aggregator module allows you to combine multiple modules into a tabbed format. Visit <a href="http://www.dnnstuff.com">http://www.dnnstuff.com</a> for more information.	04.00.03
	Documents	This module renders a list of documents, including links to browse or download the document. Documents includes an edit page, which allows authorized users to edit the information about the	03.01.06

		information about the Documents (for example, a friendly title) stored in the SQL database.	
	DS_AutoSizeFrame	IFrame that Resizes based on website Frame	03.00.08
	DS_TrafficDirector	Redirector based on user, role, query string, or referral. User Defined Redirect	04.01.02
	Events	This module renders single and recurring events and includes Master and Sub Calendars with Event Rollup, TimeZone Adjustment, Event Enrollment, and Event Notification.	03.02.00
	FAQs	FAQs allow you to manage a list of Frequently Asked Questions and their corresponding Answers.	03.01.00
	Feedback	Feedback allows visitors to send messages to the Administrator of the portal.	03.02.01
	Forum	The core forum module for DotNetNuke.	03.20.08
	Gallery	Media Gallery	03.01.12
	Help	The Help Module renders tutorials in a structured manner and allows for easy navigation of the tutorials.	02.00.04
	IFrame	The HTML iframe creates an inline frame that contains another document which can be	03.02.00

		document, which can be located on your or any other site.	
	IIT - DNN SiteMap	Inspector IT, Inc. Site Map Module with Administrative control.	03.50.00
	Image	This module renders an image using an HTML IMG tag. The module simply sets the IMG tags src attribute to a relative or absolute URL, so the image file does not need to reside within the portal. The module also exposes height and width attributes, which permits you to scale the image. Image includes an edit page, which persists these settings to the portals configuration file.	03.01.00
	Links	This module renders a list of hyperlinks. Links includes an edit page, which allows authorized users to edit the Links data stored in the SQL database.	03.03.00
	Media	This module renders Media files. The module looks at the file extension and create the correct tag block to render the media in the browser.	03.02.03
	ModuleCapture	Copy a module from other portals.	01.01.00
	News Feeds (RSS)	News Feed allows you to consume syndicated news feeds in Rich Site Summary (RSS) format	03.01.01

		Summary (RSS) format.	
	Open-Events	Enhanced Events Module by Xepient Solutions	01.00.00
	Orizonti_NukeNews	Orizonti NukeNews - News module for display news articles. Includes automatic archiving and category sorting.	01.60.00
	Permissions Center	This module provides a place you can view or edit permissions of all tabs and modules within the portal.	01.00.00
	PopupWindow		01.07.00
	Reports	This module displays a report based on the results of a SQL Query. The display is controlled by selecting one of many Visualizers to display the data, ranging from a Grid to an HTML Template and even more!	04.04.02
	Repository	A file/object repository module that includes skinning and community features like comments and user ratings.	03.01.10
	Repository Dashboard	A Dashboard companion module for the Repository Module. Lists categories and top n lists such as most downloaded, latest files, etc.	03.01.10
	Search Input	The Search Input module provides the ability to submit a search to a given search results module	01.00.00

	module.	
 Search Results	The Search Results module provides the ability to display search results.	01.00.00
 SEOMenuModule	SEOMenu is an easy-to-use CSS-based menu with many built-in options. This menu use pure css and no javascript. This menu can be cached by all the search engines. Thanks to Stu Nicholls of <a href="http://www.cssplay.co.uk">www.cssplay.co.uk</a> for the css without it, this css only menu wouldn't be possible.	03.00.05
 Store Account	The Store Account module provides customer account, cart and checkout functionality.	01.00.01
 Store Admin	The Store Admin module provides the administration interface for the Store.	01.00.01
 Store Catalog	The Store Catalog module provides product lists and product detail functionality.	01.00.01
 Store Menu	The Store Menu module provides the menu containing product categories.	01.00.01
 Store Mini Cart	The Store Mini-Cart module provides the small summary of the customer's cart items.	01.00.01
 Survey	Survey allows you to create custom surveys to obtain public feedback	04.00.20

		obtain public feedback	
	TechnoWorks.PageFunctions	Techno-Works PageFunctions module.	04.00.00
	Text/HTML	This module renders a snippet of HTML or text. The Html/Text module includes an edit page, which allows authorized users to the HTML or text snippets directly. The snippets are stored in the SQL database.	03.03.00
	ToolTipHTML	ToolTipHTML	02.00.00
	User Account	Allows users to register and manage their account.	01.00.00
	User Defined Table	User Defined Table module allows editors to create a custom data table for managing tabular information with individually defined fields (columns). Users can be allowed (by security roles) to add, edit or delete own or all users data. Besides default grid rendering, data display can be optionally formatted using XSL stylesheets.	03.03.06
	UsersOnline	Users Online allows you to see who is online in your portal, and see membership counts	03.01.00
	Whats New?	This module allows users to view a list of the most recently added or updated content. Administrators can control the maximum (and minimum) number	03.03.00



(and minimum) number of items to display as well as the date range to search.

 XML/XSL

This module renders the result of an XML/XSL transform. The XML and XSL files are identified by their UNC paths in the xmlsrc and xslsrc properties of the module. 03.01.00  
The Xml/Xsl module includes an edit page, which persists these settings to the SQL database.

 ZLDnn-ModuleWrapper

Other Modules Container 04.03.03

## ■ Available Modules

---

The following modules are included with your application, but have not yet been installed. To install any of these modules, check the appropriate box(es) and click Install.

 [Install Selected Modules](#)